




UOVA DECORATE



Uova decorate




OCCORRENTE



10



UOVA



CIPOLLE



PREZZEMOLO



MENTA



FOGLIE PICCOLE



PENTOLA

Uova decorate



MESTOLO




CIOTOLA



COLLANT



FORBICI



SPAGO

Uova decorate



PROCEDIMENTO



- 

RIEMPI CON ACQUA
- +

E
- 

BUCCIA DI CIPOLLA
- 

LA PENTOLA
- 

METTI
- 

LA PENTOLA
- 

SOPRA
- 

IL FORNELLO
- +

E
- 

ACCENDI
- 

FAI BOLLIRE
- 

20 MINUTI
- +

E
- 

SPEGNI
- 

IL FORNELLO
- 

LASCIA RAFFREDDARE
- 

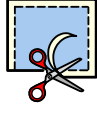



60 MINUTI





Segue



Uova decorate



- | | | | |
|---|--|---|---|
| 
RITAGLIA | 
I COLLANT | 
IN TANTI | 
RETTANGOLI |
|---|--|---|---|

- | | | | |
|--|---|--|--|
| 
METTI | 
L'UOVO | 
SOPRA | 
I COLLANT |
|--|---|--|--|










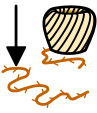

- | | | | |
|--|--|--|---|
| 
BAGNA LE MANI | 
E | 
DELICATAMENTE TOCCA | 
L'UOVO |
|--|--|--|---|


Segue



Uova decorate

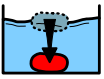



- | | | | | | |
|--|--|--|---|----------|---|
| 
METTI | 
LA FOGLIA | 
SOPRA | 
L'UOVO | $+$
E | 
STENDILA |
|--|--|--|---|----------|---|
- | | | |
|--|---|--|
| 
AVVOLGI | 
L'UOVO | 
CON I COLLANT |
|--|---|--|
- | | | | |
|---|---|----------|---|
| 
PRENDI | 
UN PEZZETTO DI SPAGO | $+$
E | 
CHIUDI CON UN NODO |
|---|---|----------|---|

Segue 

Uova decorate



-  IMMERGI  LE UOVA  NELLA  PENTOLA CHE BOLLE
-  FAI BOLLIRE  10 MINUTI
-  SPEGNI  IL FORNELLO

Segue



Uova decorate



- 

TIRA FUORI



LE UOVA



CON UN MESTOLO
- 

TAGLIA



IL COLLANT,



TIRA FUORI



L'UOVO

+

E



GRATTA VIA



LA FOGLIA
- 

FATTO

