




Intaglia la zucca

Facciamo una lanterna di Halloween



1

Con il coltello taglia un buco in cima alla zucca.

2

Con il cucchiaio scava l'interno della zucca.

3

disegna la faccia di un mostro sulla zucca.



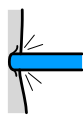
Intaglia la zucca

Facciamo una lanterna di Halloween

4



Con il chiodo



incidi



dei forellini



lungo il contorno



della faccia

5



Con attenzione

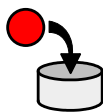


taglia



il contorno.

6



Metti dentro



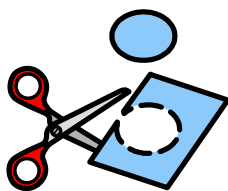
alla zucca



una candela.



Sagome da intagliare

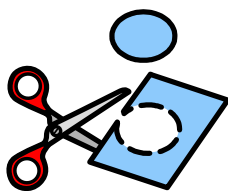


Ritaglia






Sagome da intagliare

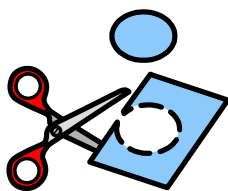


Ritaglia








Sagome da intagliare

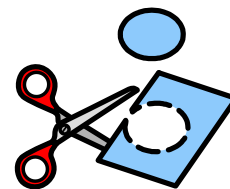


Ritaglia





Sagome da intagliare

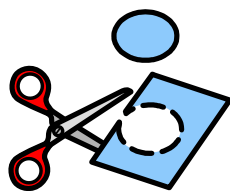


Ritaglia





Sagome da intagliare

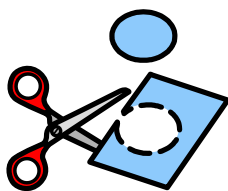


Ritaglia





Sagome da intagliare



Ritaglia

