


DIARIO SYMBOOK 2023-2024

Risorse gratuite




Il Segnalibro

1



Stampa

la pagina successiva, possibilmente su cartoncino o carta spessa

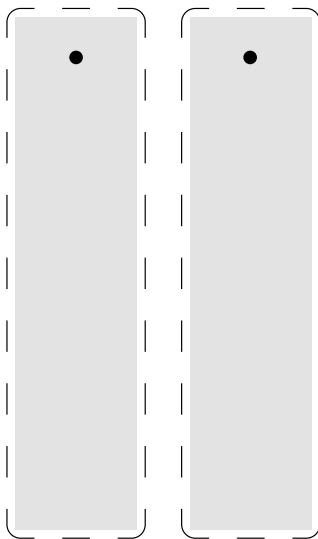


2

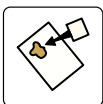


Ritaglia

le 2 parti del segnalibro che trovi nella pagina successiva

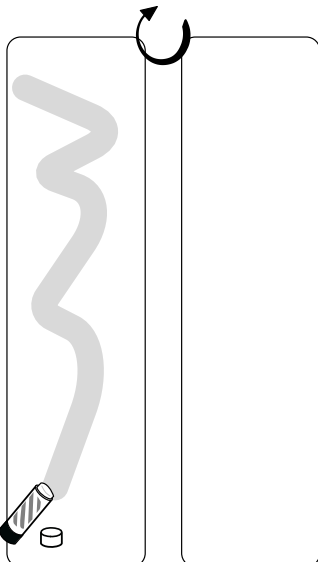


3

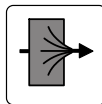


Incolla

uno sull'altro, i due dorsi bianchi del segnalibro




4

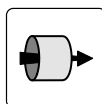


Fai un foro

nel segnalibro, usando il segno riportato e una matita appuntita

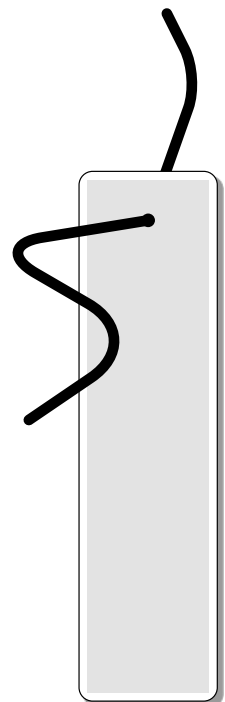


5





Fai passare un cordino

nel foro e legalo alla spirale del Diario



Il Segnalibro



auxilia